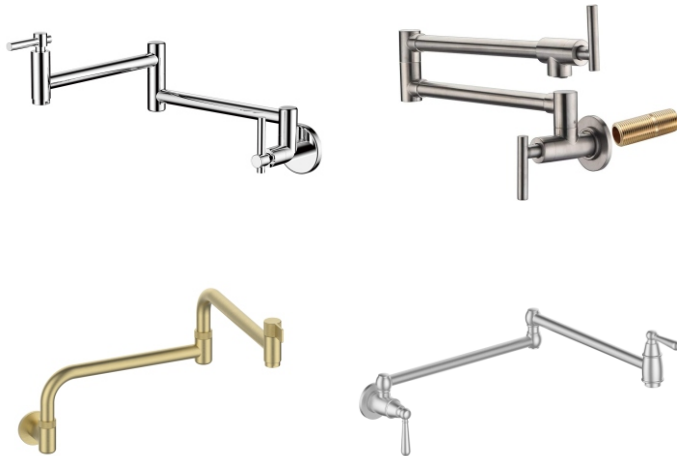




Website: [www.casainc.com](http://www.casainc.com)  
Contact Phone Number: 888-257-3857  
Service Contact : [service@casainc.com](mailto:service@casainc.com)

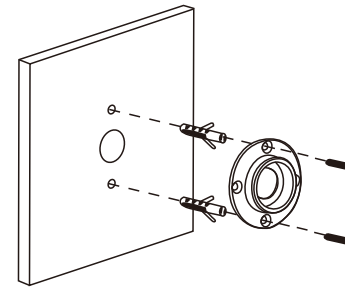
# POT FILLER FAUCET

## Installation Manual



**MB/BN/BG/ORB/CP**

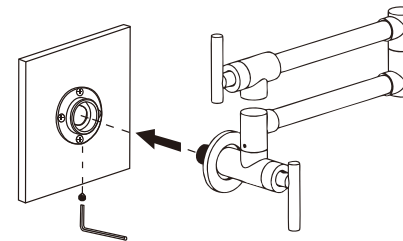
### Step 1



Choose the appropriate drilling location to fix the Base on the wall with a drill and a screwdriver.

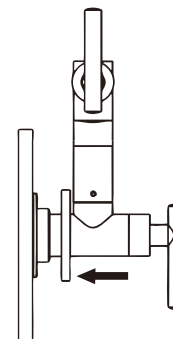
Be careful do not to destroy the pipe in the wall when drilling.

### Step 2



Wrap the PTFE tape onto the adapter, screw the Tap body to the proper position, then lock the hex socket screws with a Hex key.

### Step 3



Open the Tap for water flow and check if and leakage. Finally, press the decorative cover tightly to the wall.